

4010 Time Delay SMD Fuses

1025TD Series



Description

The 1025TD Series fast acting SMD fuse has a ceramic body with wire-in-air design.

Electrical Characteristics			
Rated Current	1.0In	2.0In	2.5In *
250mA~5A	4 hour minimum	60 sec maximum	10 sec maximum

* If fuse does not open @ 200% in 60 seconds, raise current to 250% and the fuse must open in 10 seconds maximum.

Features

- Rapid interruption of excessive current
- Compatible with reflow and wave solder
- One time positive disconnect
- RoHS compliant

Specifications

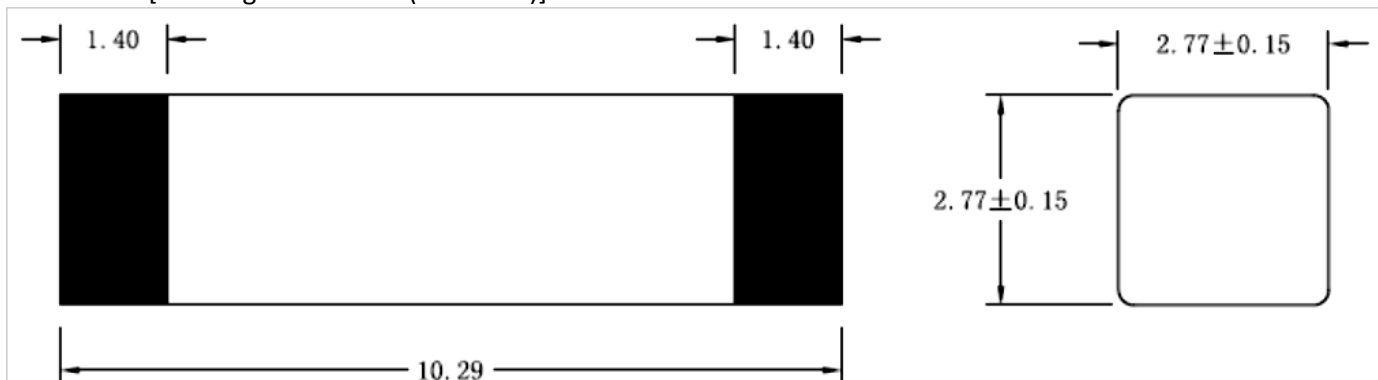
Part No.	Rated Voltage		Rated Current	Marking Code	Breaking Capacity (A) ¹		Typical Cold Resistance (mOhms) ²	Typical Voltage Drop (mV)	Typical Pre-Arcing I ² t (A ² Sec) ₃
	AC	DC			250Vac	125Vdc			
1025TD250mA	250V	125V	250mA	T0.25	50A	50A	4200	1900	0.13
1025TD500mA			500mA	T0.5			550	450	1.4
1025TD750mA			750mA	T0.75			320	400	0.9
1025TD1A			1A	T1			200	390	9.5
1025TD1.5A			1.5A	T1.5			100	310	11
1025TD2A			2A	T2			68	280	17
1025TD2.5A			2.5A	T2.5			42	200	16
1025TD3A			3A	T3			33	185	42
1025TD3.5A			3.5A	T3.5			27	175	43
1025TD4A			4A	T4			22	150	65
1025TD5A			5A	T5			16	145	85

* AC Interrupting Rating (Measured at designated voltage, 100% power factor random closing); DC Interrupting Rating (Measured at designated voltage, time constant of less than 50 microseconds, battery source)

* DC Cold Resistance are measured at <10% of rated current in ambient temperature of 25°C

* Typical Melting I²t (Measured with a battery bank at Rated DC voltage, 10x-rated current, but not exceeding the interrupting rating, time constant of calibrated circuit less than 50 microseconds)

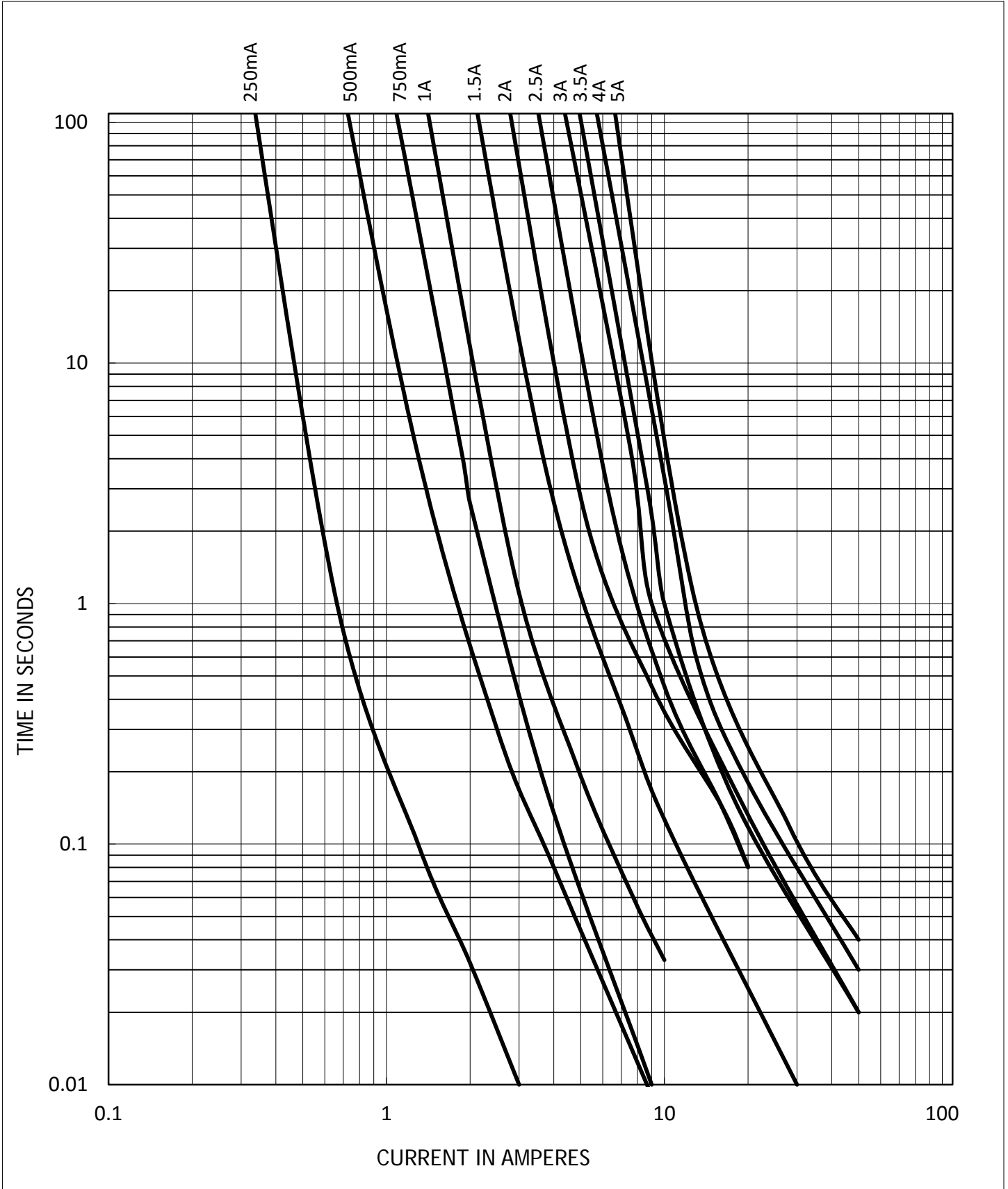
Dimension [Drawing not to scale (Unit: mm)]



4010 Time Delay SMD Fuses
 1025TD Series



Time-Current Curves

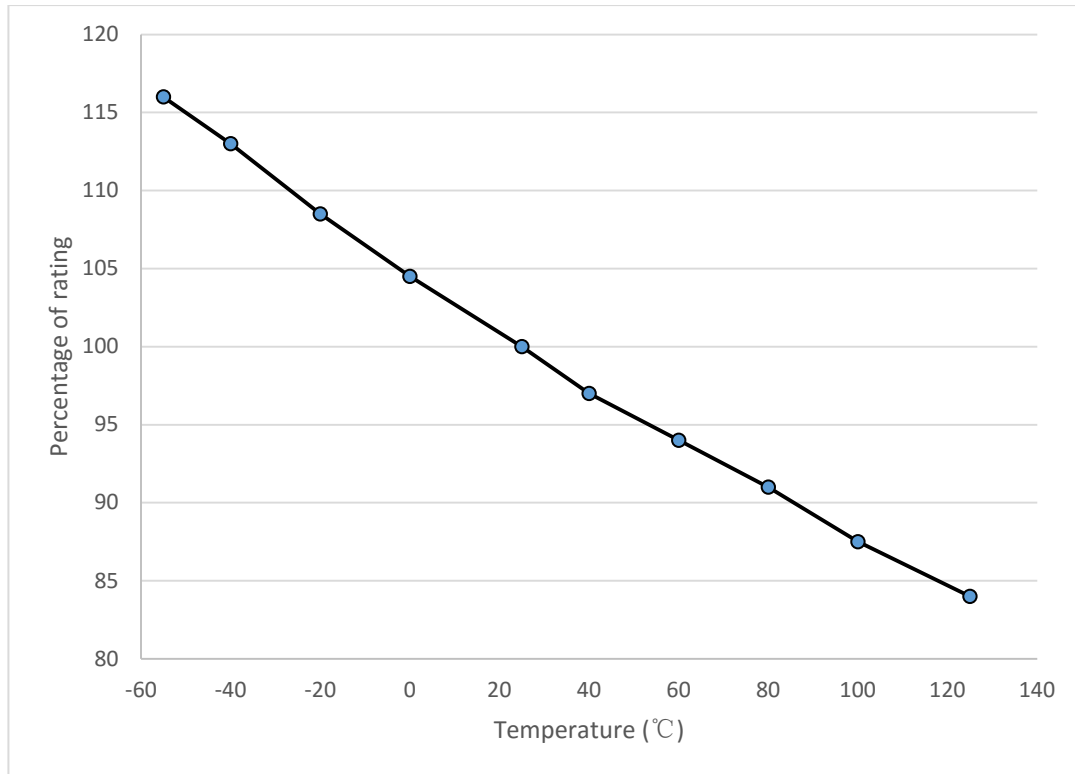


4010 Time Delay SMD Fuses 1025TD Series



Temperature derating curve

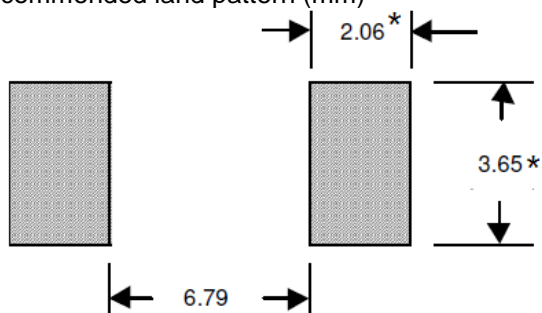
- Normal Operating Temperature: 23°C± 2°C
- Operating Temperature: -55°C to 125°C with proper correction factor applied.
- Chart of correction factor



- Storage Temperature: -55°C to 125°C

Recommended solder curve

- Wave Solder
 - ◆ Reservoir Temperature: 260°C
 - ◆ Time in Reservoir: 5 Seconds Maximum
- Infrared Reflow
 - ◆ Temperature: 260°C
 - ◆ Time: 30 Seconds Maximum
- Recommended land pattern (mm)



* suggest to enlarge for wave soldering.

Package and Minimum order QTY

2500pcs fuses in tape (width 24mm) and reel (dia. 13inch) per EIA Standard 481

- End of Document -